



A Smarter Commodity Investment

Investor Presentation

MARCH 2025

NASDAQ: **VOXR**

TSX: **VOXR**

Disclaimer

This presentation shall not constitute an offer to sell or the solicitation of an offer to buy securities, nor shall there be any sale of securities in any jurisdiction in which such offer, solicitation or sale would be unlawful prior to the securities laws of any such jurisdiction.

This presentation does not purport to contain all of the information that may be required to evaluate all of the factors that would be relevant to you (the “Recipient”) considering any potential investment and any Recipient should conduct its own investigation and analysis. This presentation is for informational purposes and is not intended to be, and must not be, taken as the basis for a decision with respect to any possible investment. Neither Vox Royalty Corp. (“Vox” or the “Company”) nor any of its affiliates or representatives makes any representation or warranty, expressed or implied, as to the accuracy or completeness of this presentation or any of the information contained herein, or any other written or oral communication transmitted or made available to the Recipient or its affiliates or representatives. The Company and its affiliates or representatives expressly disclaim to the fullest extent permitted by law, including any and all applicable securities legislation, any and all liability based, in whole or in part, on the presentation or any information contained herein or any other written or oral communication transmitted or made available to the Recipient or its affiliates or representatives, including, without limitation, with respect to errors therein or omissions therefrom.

CAUTIONARY NOTE REGARDING FORWARD-LOOKING STATEMENTS AND FORWARD-LOOKING INFORMATION

THIS PRESENTATION CONTAINS ‘FORWARD-LOOKING INFORMATION’ AND ‘FORWARD-LOOKING STATEMENTS’ WITHIN THE MEANING OF APPLICABLE CANADIAN AND U.S. SECURITIES LAWS (“FORWARD-LOOKING STATEMENTS”). ANY STATEMENTS THAT EXPRESS OR INVOLVE DISCUSSIONS WITH RESPECT TO PREDICTIONS, EXPECTATIONS, BELIEFS, PLANS, PROJECTIONS, OBJECTIVES, ASSUMPTIONS OR FUTURE EVENTS OR PERFORMANCE (OFTEN, BUT NOT ALWAYS, IDENTIFIED BY WORDS OR PHRASES SUCH AS “EXPECTS”, “IS EXPECTED”, “ANTICIPATES”, “BELIEVES”, “PLANS”, “PROJECTS”, “ESTIMATES”, “ASSUMES”, “INTENDS”, “STRATEGY”, “GOALS”, “OBJECTIVES”, “POTENTIAL”, “POSSIBLE” OR VARIATIONS THEREOF OR STATING THAT CERTAIN ACTIONS, EVENTS, CONDITIONS OR RESULTS “MAY”, “COULD”, “WOULD”, “SHOULD”, “MIGHT” OR “WILL” BE TAKEN, OCCUR OR BE ACHIEVED, OR THE NEGATIVE OF ANY OF THESE TERMS AND SIMILAR EXPRESSIONS) ARE NOT STATEMENTS OF HISTORICAL FACT AND MAY BE FORWARD-LOOKING STATEMENTS. FORWARD-LOOKING STATEMENTS CONTAINED IN THIS PRESENTATION INCLUDE, BUT ARE NOT LIMITED TO, STATEMENTS REGARDING EXPECTED INFLATION IN NORTH AMERICA AND AROUND THE WORLD, THE TARGETED ANNUAL PRODUCTION AT VARIOUS MINING PROJECTS, THE LIFE OF MINE ESTIMATES FOR VARIOUS PROJECTS, EXPECTED REVENUE FROM THE COMPANY’S PORTFOLIO OF ASSETS, THE ABILITY OF THE COMPANY TO COMPLETE TRANSACTIONS AND THE ABILITY OF THE COMPANY TO MAINTAIN RAPID GROWTH AND OTHER STATEMENTS THAT ARE NOT STATEMENTS OF FACT. THESE STATEMENTS RELATE TO ANALYSES AND OTHER INFORMATION THAT ARE BASED ON FORECASTS OF FUTURE RESULTS, ESTIMATES OF AMOUNTS NOT YET DETERMINABLE AND ASSUMPTIONS OF MANAGEMENT. IN ADDITION, ANY STATEMENTS RELATING TO RESERVES AND RESOURCES AND ASSOCIATED GOLD-EQUIVALENT RESOURCE OUNCES (“AGEOs”) ARE FORWARD-LOOKING STATEMENTS, AS THEY INVOLVE IMPLIED ASSESSMENT, BASED ON CERTAIN ESTIMATES AND ASSUMPTIONS, AND NO ASSURANCE CAN BE GIVEN THAT THE ESTIMATES AND ASSUMPTIONS ARE ACCURATE AND THAT SUCH RESERVES AND RESOURCES AND AGEOS WILL BE RECOVERABLE BY THE MINING OPERATORS OR REALIZED AS ROYALTY OR STREAMING REVENUE BY VOX.

FORWARD-LOOKING STATEMENTS ARE NOT GUARANTEES OF FUTURE PERFORMANCE AND ARE BASED UPON A NUMBER OF ESTIMATES AND ASSUMPTIONS OF MANAGEMENT AT THE DATE SUCH STATEMENTS ARE MADE, WHICH MANAGEMENT BELIEVES TO BE REASONABLE, INCLUDING WITHOUT LIMITATION, ASSUMPTIONS ABOUT: FUTURE PRICES OF GOODS, COMMODITIES AND INFLATION; THE ONGOING OPERATION OF THE PROPERTIES IN WHICH THE COMPANY HOLDS A STREAM/ROYALTY BY THE OWNER OR OPERATOR OF SUCH PROPERTIES IN A MANNER CONSISTENT WITH PAST PRACTICES; THE ACCURACY OF PUBLIC STATEMENTS AND DISCLOSURES MADE BY THE OWNERS OR OPERATORS OF SUCH UNDERLYING PROPERTIES; NO MATERIAL CHANGES TO EXISTING TAX TREATMENT; NO ADVERSE DEVELOPMENT IN RESPECT OF ANY SIGNIFICANT PROPERTY IN WHICH THE COMPANY HOLDS A ROYALTY; INTEGRATION OF ACQUIRED ASSETS; PERFORMANCE OF CONTRACTUAL OBLIGATIONS BY COUNTERPARTIES; FINANCIAL VIABILITY OF THIRD-PARTY OWNERS AND OPERATORS; FINANCIAL PROJECTIONS AND BUDGETS; ACCURACY OF ANY MINERAL RESOURCES, ANTICIPATED COSTS AND EXPENDITURES; FUTURE CONSENSUS ROYALTY PRICE-TO-CASH-FLOW VALUATIONS ARE ACCURATE. MANY ASSUMPTIONS ARE BASED ON FACTORS AND EVENTS THAT ARE NOT WITHIN THE CONTROL OF THE COMPANY AND THERE IS NO ASSURANCE THEY WILL PROVE TO BE CORRECT.

FORWARD-LOOKING STATEMENTS ARE STATEMENTS ABOUT THE FUTURE, WHICH ARE INHERENTLY UNCERTAIN AND WHICH ARE SUBJECT TO A VARIETY OF KNOWN AND UNKNOWN RISKS, UNCERTAINTIES AND OTHER FACTORS THAT COULD CAUSE ACTUAL PERFORMANCE, ACHIEVEMENTS, ACTIONS, EVENTS, RESULTS OR CONDITIONS TO DIFFER MATERIALLY FROM THOSE REFLECTED IN THE FORWARD-LOOKING STATEMENTS, INCLUDING, WITHOUT LIMITATION: THE COMPANY’S LACK OF CONTROL OVER THE MINING OPERATIONS IN WHICH IT HOLDS ONLY ROYALTY INTERESTS; THE COMPANY’S DEPENDENCY ON THE FINANCIAL VIABILITY AND OPERATIONAL EFFECTIVENESS OF THIRD-PARTY OWNERS AND OPERATORS; THE COMPANY’S RELIANCE ON THIRD-PARTY REPORTING AND POTENTIALLY LIMITED ACCESS TO DATA; CHANGES OR DISRUPTIONS IN THE SECURITIES MARKETS; FLUCTUATION IN THE PRICE OF PRECIOUS, BULK AND BASE METALS AND FUTURE COMMODITY PRICES; PRICE VOLATILITY OF THE COMPANY’S SECURITIES; RISKS FROM THE NEED FOR ADDITIONAL CAPITAL AND THE COMPANY’S ABILITY TO RAISE ADDITIONAL FUNDS; ADEQUACY OF FINANCIAL RESOURCES; THE INTRODUCTION OF NEW TAXES OR CHANGES IN TAX LAWS AND INTERPRETATIONS; THE PROPERTIES ON WHICH THE COMPANY HOLDS ROYALTY AND OTHER INTERESTS WILL BE SUBJECT TO EXPLORATION, DEVELOPMENT AND MINING RISKS (INCLUDING, AMONG OTHERS, THE SPECULATIVE NATURE OF MINERAL EXPLORATION AND DEVELOPMENT, RISKS RELATING TO MINING OPERATIONS AND DEVELOPMENT, THE RESULTS OF CURRENT EXPLORATION, DEVELOPMENT AND MINING ACTIVITIES, AND LAND TITLE ISSUES AND RISKS); DEPENDENCE ON KEY PERSONNEL; FUTURE CONSENSUS; ACCURACY OF ROYALTY PRICE-TO-NAV VALUATIONS; AS WELL AS THOSE RISK FACTORS DISCUSSED IN THE SECTION ENTITLED “RISK FACTORS” IN THE COMPANY’S ANNUAL INFORMATION FORM DATED MARCH 7, 2024 FOR THE YEAR ENDED DECEMBER 31, 2023 AVAILABLE ON SEDAR AT WWW.SEDAR.COM AND ON THE SEC’S WEBSITE AT WWW.SEC.GOV. SHOULD ONE OR MORE OF THESE RISKS AND UNCERTAINTIES MATERIALIZE, OR SHOULD UNDERLYING ASSUMPTIONS PROVE INCORRECT, ACTUAL RESULTS, PERFORMANCE OR ACHIEVEMENTS OF THE COMPANY, OR INDUSTRY RESULTS, MAY VARY MATERIALLY FROM THOSE DESCRIBED IN THIS PRESENTATION.

THE FORWARD-LOOKING STATEMENTS CONTAINED IN THIS PRESENTATION ARE MADE OR GIVEN AS AT THE DATE OF THIS PRESENTATION AND THE COMPANY DISCLAIMS ANY INTENTION OR OBLIGATION TO UPDATE OR REVISE ANY FORWARD-LOOKING STATEMENTS, WHETHER AS A RESULT OF NEW INFORMATION, FUTURE EVENTS OR OTHERWISE, EXCEPT AS REQUIRED UNDER APPLICABLE SECURITIES LAW. THE RECIPIENT IS CAUTIONED NOT TO PLACE UNDUE RELIANCE ON FORWARD-LOOKING STATEMENTS.

THE PROBLEM

Mining equities have historically underperformed relative to key equity indices¹.

Certain investors want leveraged exposure to commodities, but without traditional mining equity investment risks: capital intensive, single asset exposure, project delays, serial equity dilution and misaligned management execution.

Note #1: GDJ, GDJX compared to S&P 500 over the past ~20 years

VOX ROYALTY SOLUTION

Vox was built to solve a problem.

- ✓ A returns-focused mining royalty vehicle
- ✓ Created by investors, for investors
- ✓ Built with competitive advantages that are systematic, disciplined and process oriented
- ✓ Capital-light commodity investment model that is highly scalable (+60 royalty portfolio)
- ✓ Led by a passionate team of professionals and experienced mining engineers and geologists (~10% owners)

What we do

- **Vox is a mining investment vehicle that targets the highest returns in the industry via a lean, scalable business model**
- **We purchase existing or “legacy” royalties - empirically these generate superior returns compared to the origination of new royalties with mining companies directly**
- **Our north star is compounding, per-share returns (92% CAGR on Cash Flow per share growth over past three years)**
 - Strong competitive advantage
 - Lower geopolitical risk countries (~90% Australia, US and Canada)
 - Reduced technical mining risk with significant upside
 - In-house technical experts

Vox Royalty Overview

Strong balance sheet, tight capital structure with +10% management ownership

CAPITAL STRUCTURE

Share Price (NASDAQ as of March 6, 2025)	\$2.46
Shares Issued	50.7M
Options	1.3M

Market Capitalization	\$124M
Current Assets (incl. Cash)²	\$12.1M
Cash²	\$8.8M
Debt Outstanding	Nil

Key Shareholders

Management & Board	20%
Institutions (<i>Gold 2000, US Global, BlackRock</i>)	20%
Family Offices	25%

Sources: Capital IQ, Vox management

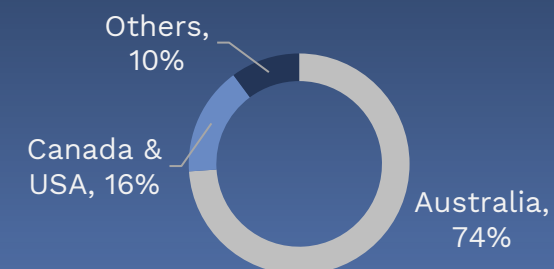
1) "Near term potential" producing asset count includes currently producing and construction/feasibility/restart stage assets, based on public filings and guidance of operating partners

2) Current assets and cash as of December 31, 2024

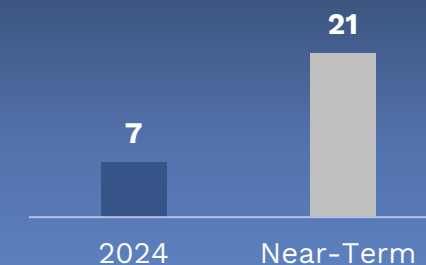
PRECIOUS METALS WEIGHTED



LOW GEO-POLITICAL RISK

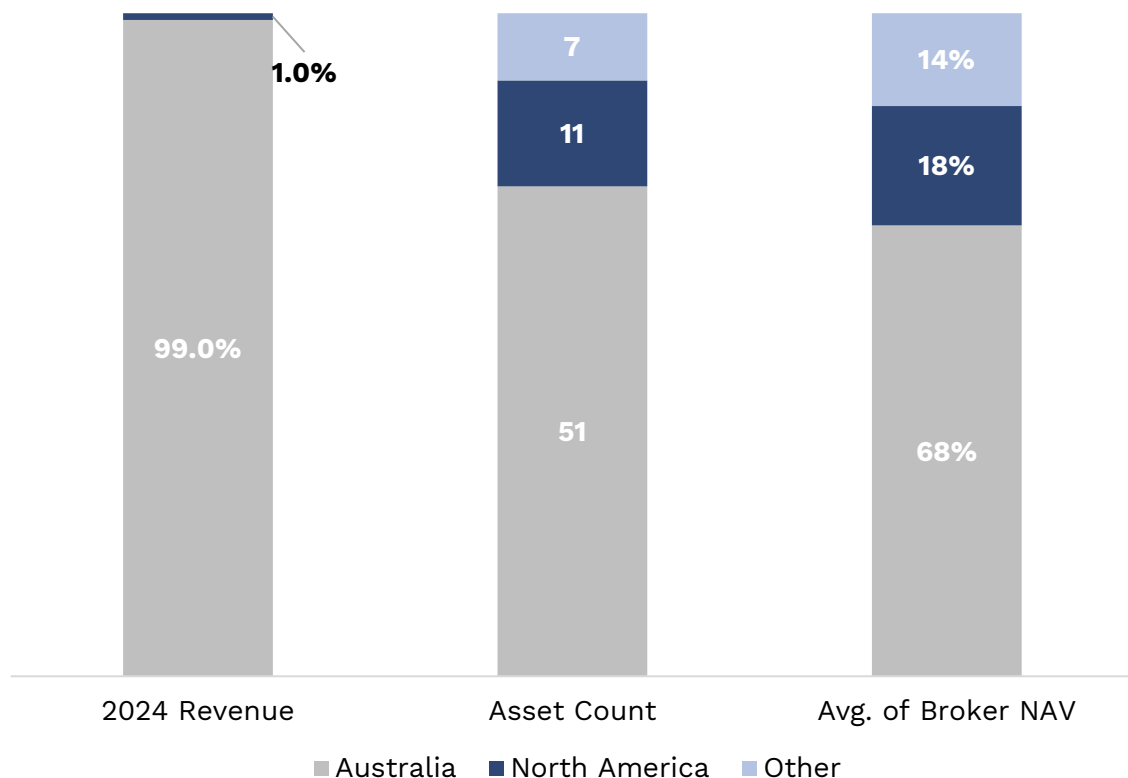


MEANINGFUL ORGANIC GROWTH (# PRODUCING ASSETS¹)

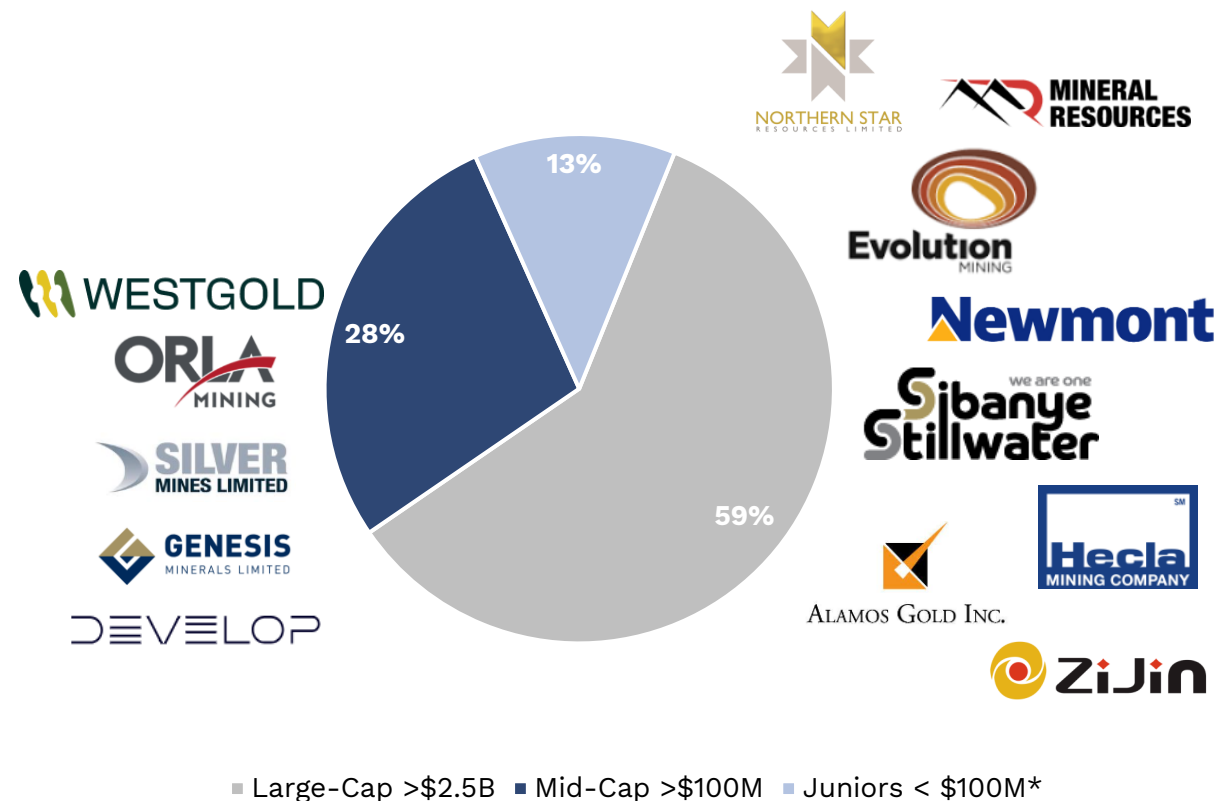


Weighted to Australia & Large-Cap Operators

Weighted toward Top Mining Jurisdictions Globally...



... and Large-Cap Operators



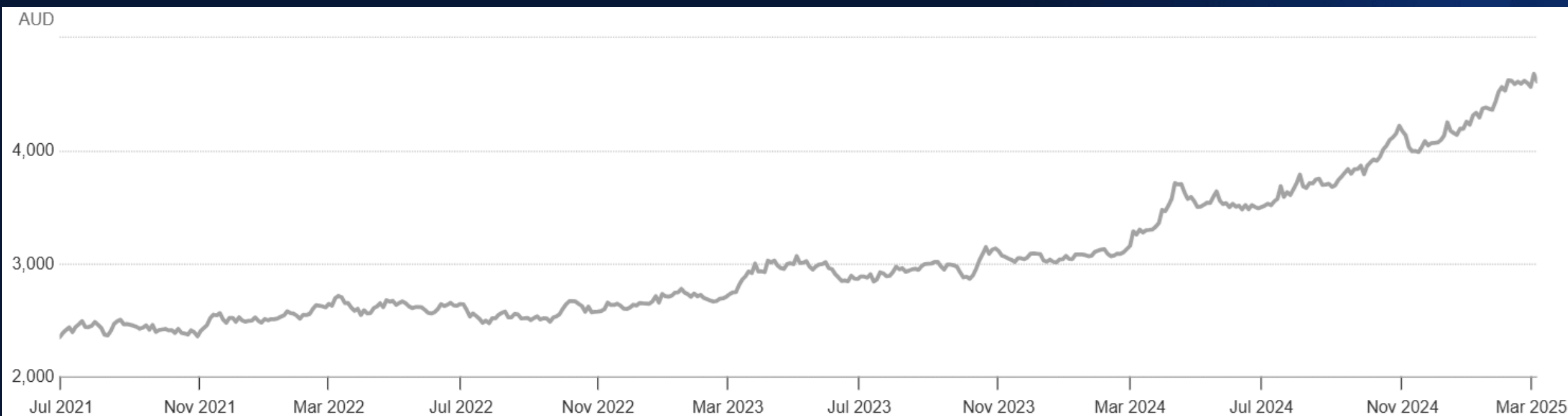
Broker NAV estimates by Cormark, Cantor Fitzgerald, BMO and Maxim.

Market Capitalization figures per Capital IQ at March 2025, only covers assets for which NAV estimates have been provided by the above brokers.

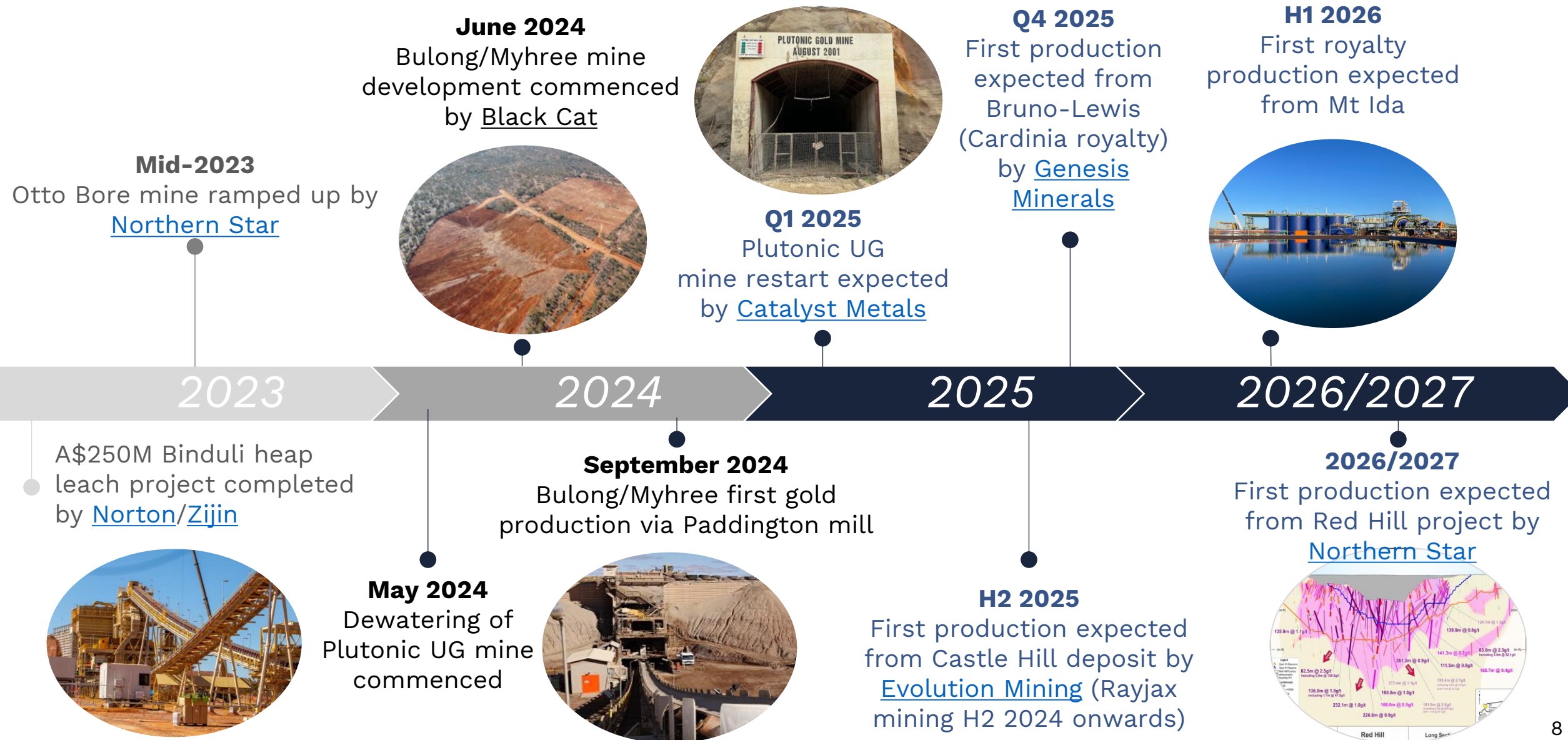
Strong AUD\$ Gold Price Driving Growth...

>50 Australian royalties offer attractive leverage to record AUD-gold prices

- ✓ The Australian Dollar (AUD) denominated gold price has traded above A\$3,000/oz since Nov-23, and above ~A\$4,000 since Oct-24
- ✓ A higher AUD gold price means Australian gold producers can be better positioned to explore, develop and expand operations
- However, some North American investors continue to discount Australian gold operators & royalties

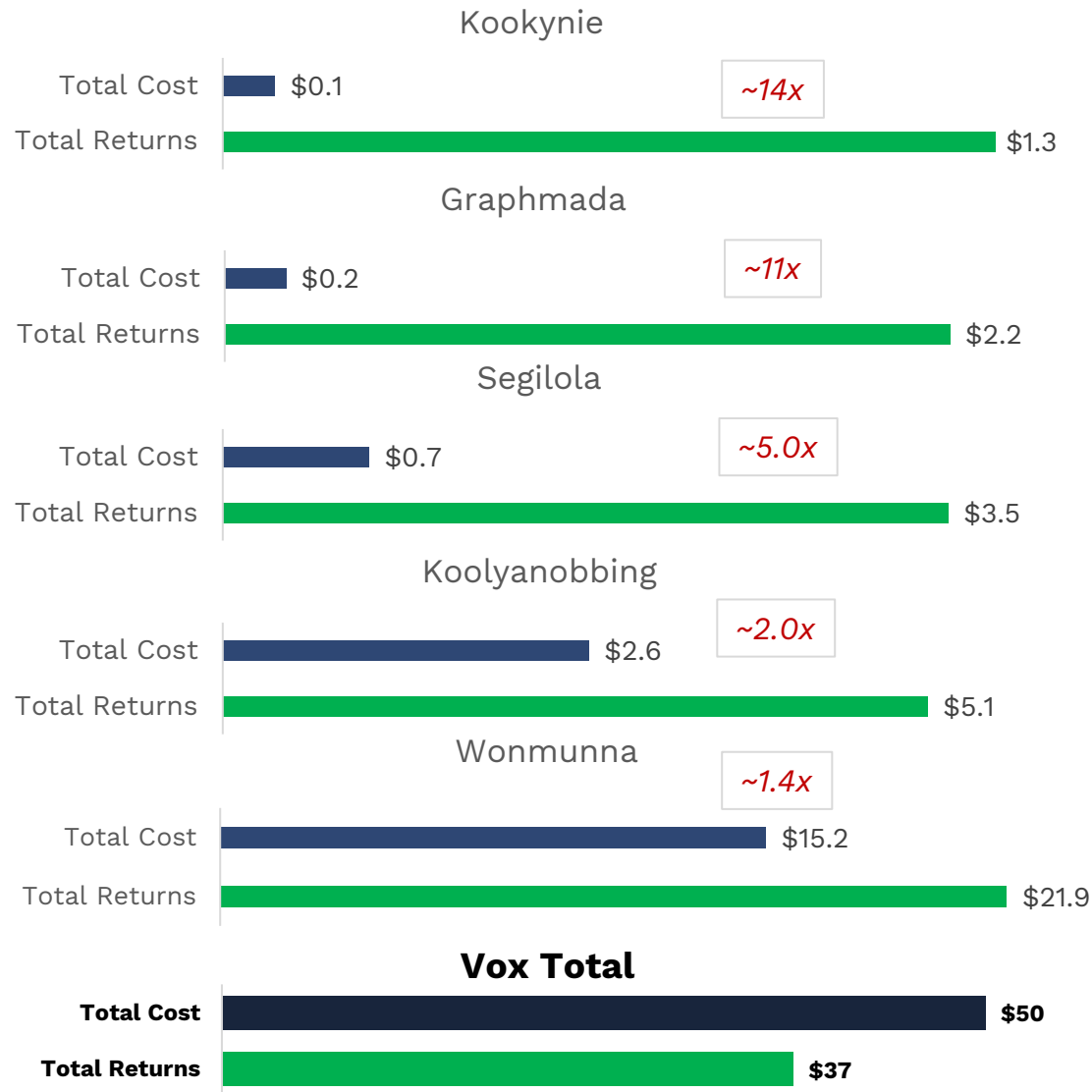


Strong AUD\$ Gold Price Driving Growth...



Track Record of Returns

Several royalties have achieved **full payback...**




...while others are on track in **2025**



Bulong-Myhree
• Australia, Gold



Brauna
• Brazil, Diamonds







Otto Bore
• Australia, Gold

All figures in US\$M as at December 31, 2024. Figures shown in red represent Royalty Revenue divided by Total Cost (Multiple on Invested Capital). Graphmada returns includes sale price (C\$3M at 1.38 CAD:USD). Total cost and total returns cover the period Jan 1, 2019, through Dec 31, 2024.

Larger Operators, Lower Risk Assets

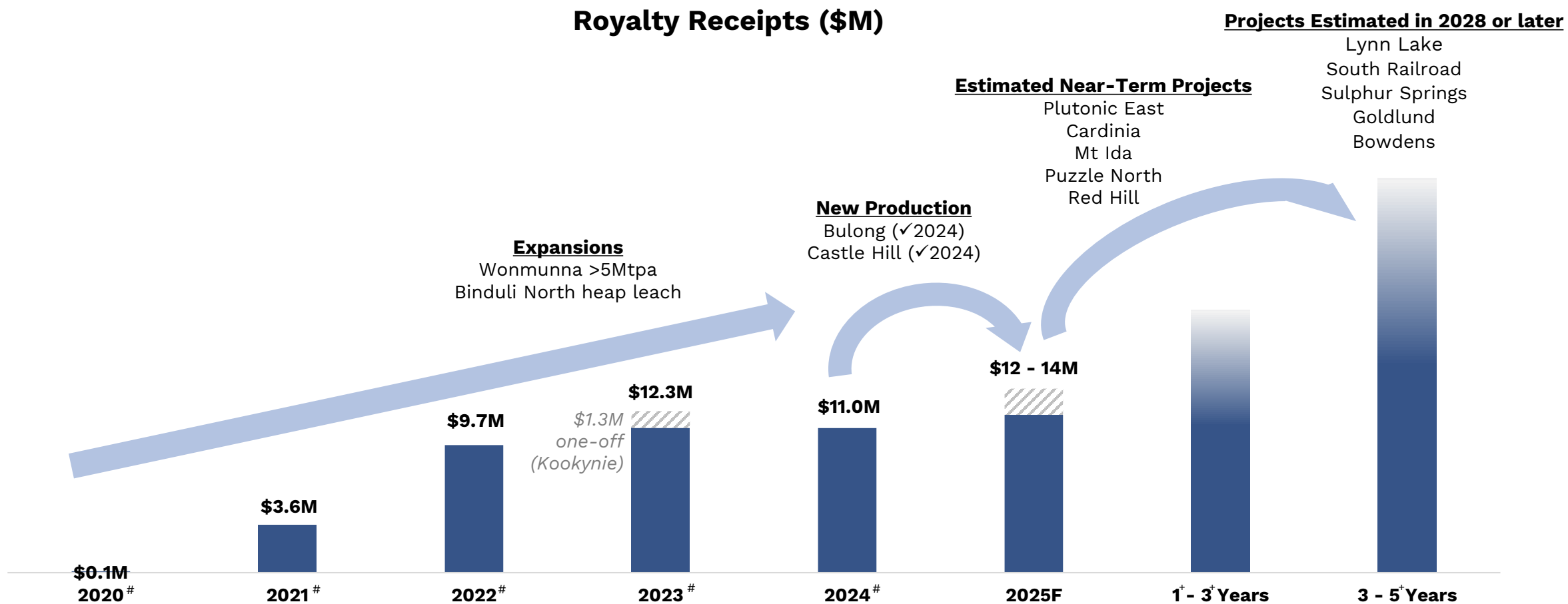
Technical DD focused on maximising risk-adjusted returns and “event-driven” acquisition timing (pre-catalysts)

Operator	Royalty Assets <i>(production/construction royalty in bold)</i>	Country	Open Pit / Underground	Comments
 NORTHERN STAR RESOURCES LIMITED ~A\$20B market cap (ASX)	<ul style="list-style-type: none"> • Otto Bore • Red Hill • Millrose 	<ul style="list-style-type: none"> • Australia • Australia • Australia 	<ul style="list-style-type: none"> • Open Pit • Open Pit • Open Pit 	<ul style="list-style-type: none"> • First production 2023 • Near-term restart potential • Project acquired 2023
 MINERAL RESOURCES ~A\$4B market cap (ASX)	<ul style="list-style-type: none"> • Wonmunna • Koolyanobbing 	<ul style="list-style-type: none"> • Australia • Australia 	<ul style="list-style-type: none"> • Open Pit • Open Pit 	<ul style="list-style-type: none"> • Permitted for 13.5Mtpa <i>(5 - 6Mtpa currently)</i> • Royalty acquired 2020
 Evolution MINING ~A\$12B market cap (ASX)	<ul style="list-style-type: none"> • Castle Hill / Rayjax • Kunanalling • West Kundana 	<ul style="list-style-type: none"> • Australia • Australia • Australia 	<ul style="list-style-type: none"> • Open Pit • Open Pit • Open Pit 	<ul style="list-style-type: none"> • Incl. A\$2M milestone payment • Proximity to mill • Royalty acquired 2020
 ZIJIN ~US\$57B market cap (HKSE)	<ul style="list-style-type: none"> • Janet Ivy • Bullabulling * 	<ul style="list-style-type: none"> • Australia • Australia 	<ul style="list-style-type: none"> • Open Pit • Open Pit 	<ul style="list-style-type: none"> • ~A\$250M capex 2021/22 • 2.3Moz JORC resource <i>(1.4Moz indicated, 900Koz inferred)</i>

Note *: Bullabulling gold project subject to A\$166.5M acquisition offer from Minerals 260 Limited (January 2025)

Organic Revenue Growth

Revenue growth expectations driven by expansions and new mines coming online



Source: Public filings and guidance of operators and Vox management estimates

Note (#): Source: Actuals, Royalty Receipts (\$M)

Note (+): Estimated potential future royalty receipts beyond the date of this presentation based on Vox management analysis of broker guidance and operator guidance

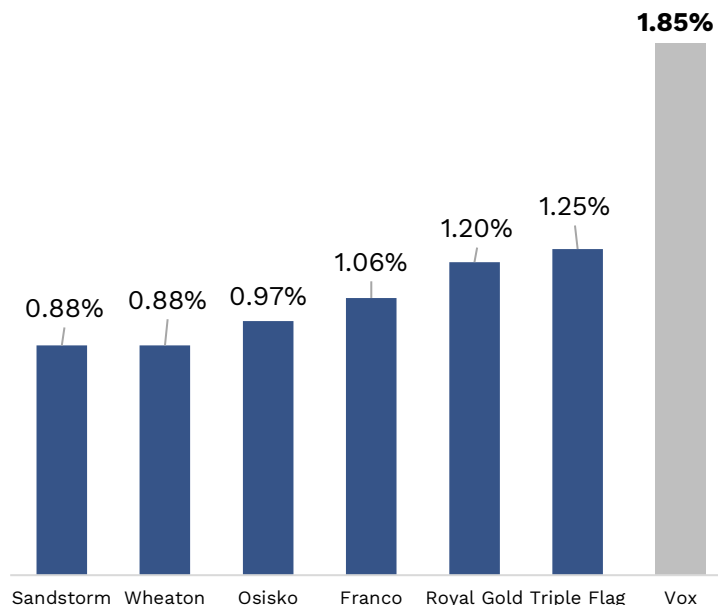


Additional organic growth and future revenue potential from 40 exploration-stage royalties

Industry Leading Dividend¹

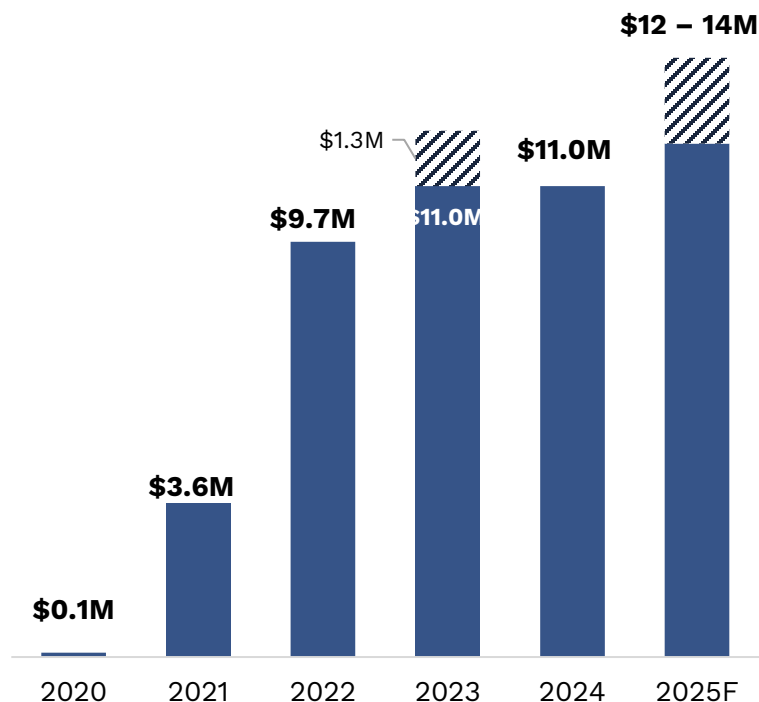
Consistent growth, scalable 'capital light' business

Dividend Paying...



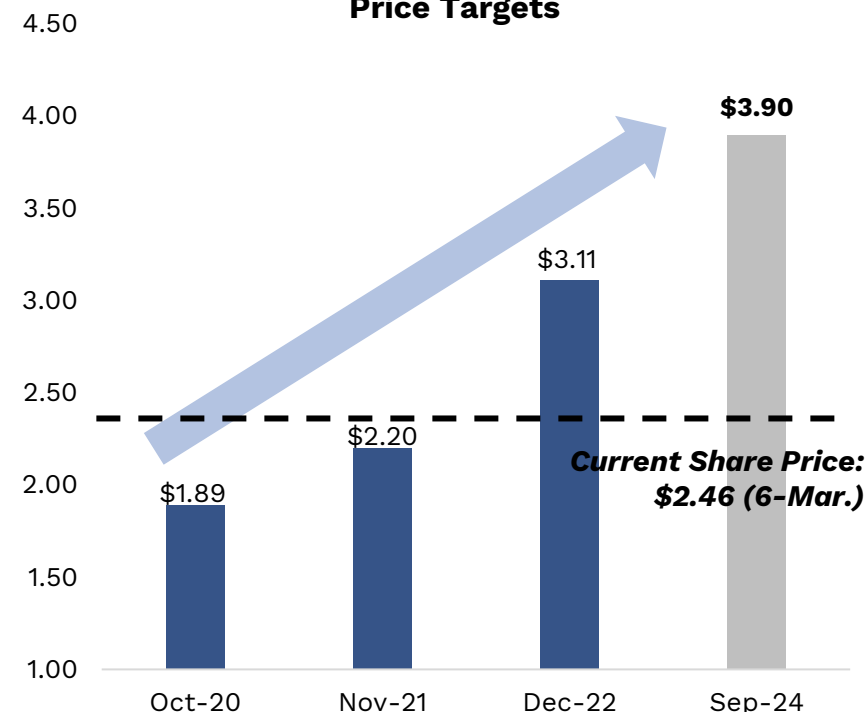
Source: Capital IQ (06 March 2025).
Yield (% annualized, next 12 months)

...Growing Royalty Receipts



Source: Actuals, 2025 Guidance
Royalty Receipts (\$M)

...at a Discount to Avg Broker Estimated Price Targets



Source: Cantor, Maxim, BMO, Cormark and Freedom reports (Target Price)

Note #1: Excludes peer group companies Elemental, Metalla, and Gold Royalty which do not pay a regular dividend; information about other issuers was obtained from public sources and has not been verified by the Company. The peers listed are based on our analysis of comparable companies listed on public stock exchanges in the mining royalty sector with a bias towards precious metals. Using publicly available information, we compared selected financial and operational data of the peers that we considered to be comparable to Vox and its business units based on a range of metrics including sector, business model, size and other qualitative and quantitative factors.

2025 Catalysts in Western Australia

All time high Aussie gold price accelerating royalty-linked developments, record price 04-Mar-25 (AUD\$4,680/oz¹)

Bulong/Myhree Ramping Up

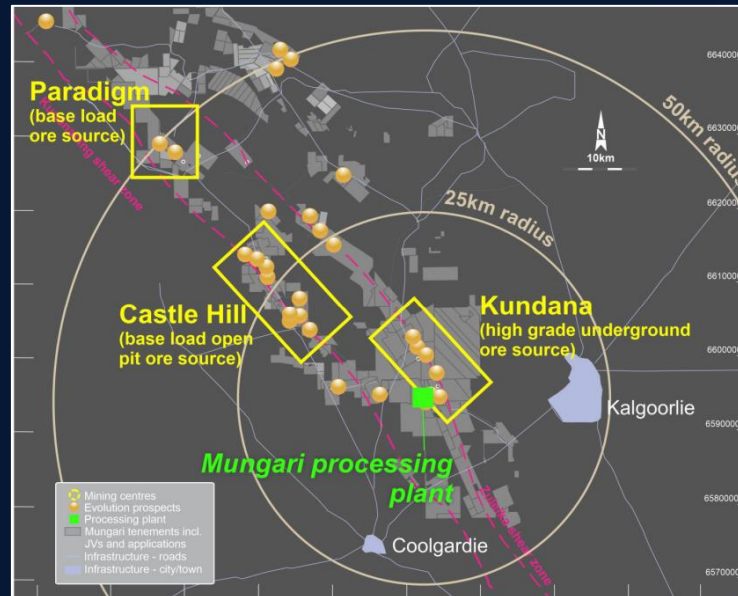


September 2024 First Gold Produced

Source: Black Cat Syndicate public disclosure

(1): <https://www.gold.org/goldhub/data/gold-prices>

Castle Hill First Ore H2 2025



Royalty Revenue Commenced Nov-2024

Source: Evolution Mining public disclosure

Plutonic East Restart Underway



H1 2025 First Production expected

Source: Catalyst Metals public disclosure

Select Upcoming Catalysts

Timeline	Asset (Commodity) & Catalysts
Near-Term 6 months – 1 year	<p> Bulong-Myhree (Gold) & Castle Hill (Gold): New gold assets ramping up post H2 2024 first prod.</p> <p> Cardinia (Gold) & Mt. Ida (Gold): Next development assets expecting first royalty production in 2025, being accelerated due to buoyant AUD-gold prices</p> <p> Horseshoe Lights (Copper, Gold): Gold toll-processing agreement expected to support acceleration of project development</p>
Mid-Term <2 years	<p> Red Hill (Gold): Northern Star commissioning their expanded Fimiston plant in 2H 2026 at 23Mtpa (from current 13Mtpa), and subsequent expansions to 25-and 27Mtpa to follow</p> <p> Bowdens (Silver) & Sulphur Springs (Copper, Zinc): Final investment decision and construction expected at these key assets</p>
Long-Term 2> years	<p> South Railroad (Gold): Permitting ongoing by Orla Mining, first production exp. 2027</p> <p> Lynn Lake (Gold): Construction started by Alamos Gold, first gold expected 2028</p> <p> Limpopo (PGMs): 19.9Moz PGM resource within Sibanye’s strategic pipeline</p>

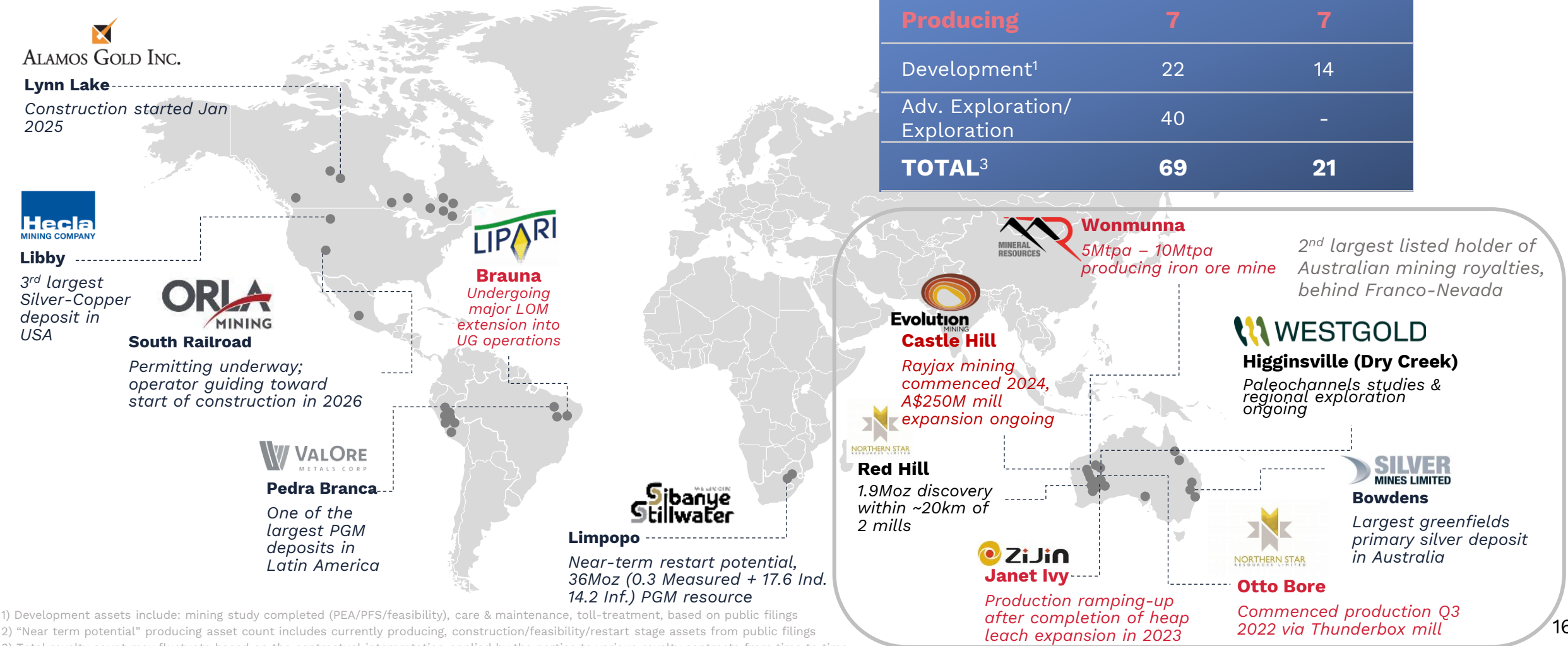


QUESTIONS?

Global Royalty Portfolio

Critical mass of over 60 royalties, ~90% weighted to Tier-1 mining countries Australia / Canada / USA

Asset Stage	Current	Near-term potential ²
Producing	7	7
Development ¹	22	14
Adv. Exploration/ Exploration	40	-
TOTAL³	69	21



1) Development assets include: mining study completed (PEA/PFS/feasibility), care & maintenance, toll-treatment, based on public filings
 2) "Near term potential" producing asset count includes currently producing, construction/feasibility/restart stage assets from public filings
 3) Total royalty count may fluctuate based on the contractual interpretation applied by the parties to various royalty contracts from time to time

Management

Technically focused team with >\$1.5B royalty transaction experience

— Kyle Floyd, CEO

Founded Vox Royalty; 10+ years of streaming and royalty acquisition experience; instrumental in financing and advising approximately \$1B in transactions; attended MSc Mineral Economics (Colorado School of Mines) & graduated BBus in Corporate Finance (University of Washington, Cum Laude)

— Spencer Cole, Chief Investment Officer

Co-Founder of MRO, Mining Engineer and former Investment Banker; +10 years' experience with BHP (M&A, Feasibility Studies), South32 (Hermosa/Taylor Project, Boddington Bauxite Mine, Corporate) and UBS Investment Bank; historically involved in >\$1B of royalty transactions; BComm (Finance) and MEng (Mining Engineering).

— Riaan Esterhuizen, EVP Australia

Co-Founder of MRO, Geologist; 20 years' experience in multi-commodity exploration and commercial management roles with BHP, Rio Tinto, Randgold and Goldfields; including significant exposure to royalty transactions, due diligence and M&A; BComm (Economics) and BSc (Hons) Geology.

— Pascal Attard, CFO

Former CFO of Delivra Corp. until November 2019. Prior to Delivra Corp., Pascal was the Corporate Controller for Red Tiger Mining Inc. from March 2012 to March 2015. Pascal also held a number of positions at McGovern Hurley LLP from 2006 to 2012, where he most recently served as Manager, Audit and Assurance; Bachelor of Accountancy, with Honours, from Brock University and holds the designation of Chartered Professional Accountant and Chartered Accountant.

TEAM HIGHLIGHTS

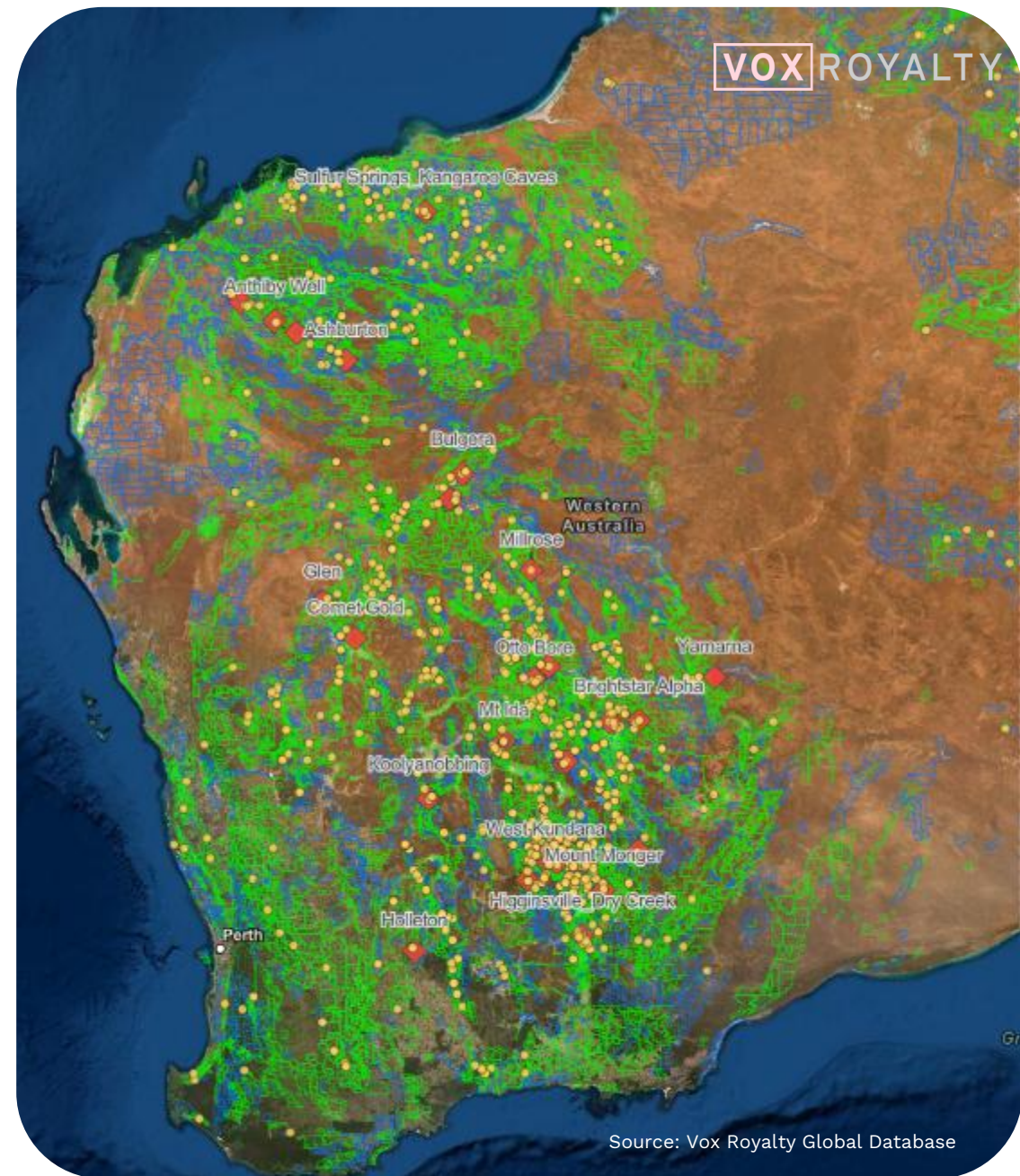
- Royalty-specific deal expertise > 50 years combined experience
- Strong capital allocation track record
- Investment industry professionals with financing and advisory experience on an additional \$3B+ of metals & mining transactions
- Local experts strategically located across the globe:
 - Western Australia
 - Toronto
 - Denver
- Full time General Counsel (Adrian Cochrane) and Sr. Manager of Corporate Development (Eduardo Cervantes) enable efficient in-house due diligence for rapid deal completion
- Committed, six-person management team focused on business development – a competitive advantage relative to other royalty companies with <\$1B market capitalization

Proprietary Database

Information edge underpins hidden value

- ❑ Vox's ability to source attractively priced dealflow is underpinned by **its proprietary global database of +8,500 royalties**
- ❑ **Significant innovations deployed** in past 24 months to expand database by +1,000 royalties
- ❑ Database has enabled Vox to **deploy \$50M capital** (as of 31 Dec 2024) **to build ~\$125M** market capitalization (Mar-2025)
- ❑ Royalty database continues to unlock **bilateral dealflow at competitive prices as low as 0.1x – 0.5x P/NAV**, based on broker benchmarking:
 - ✓ Limpopo 0.05x P/NAV (\$30M NAV)
 - ✓ Bowdens royalty 0.1x P/NAV (\$12M NAV)
 - ✓ Janet Ivy royalty 0.3x P/NAV (\$9M NAV)

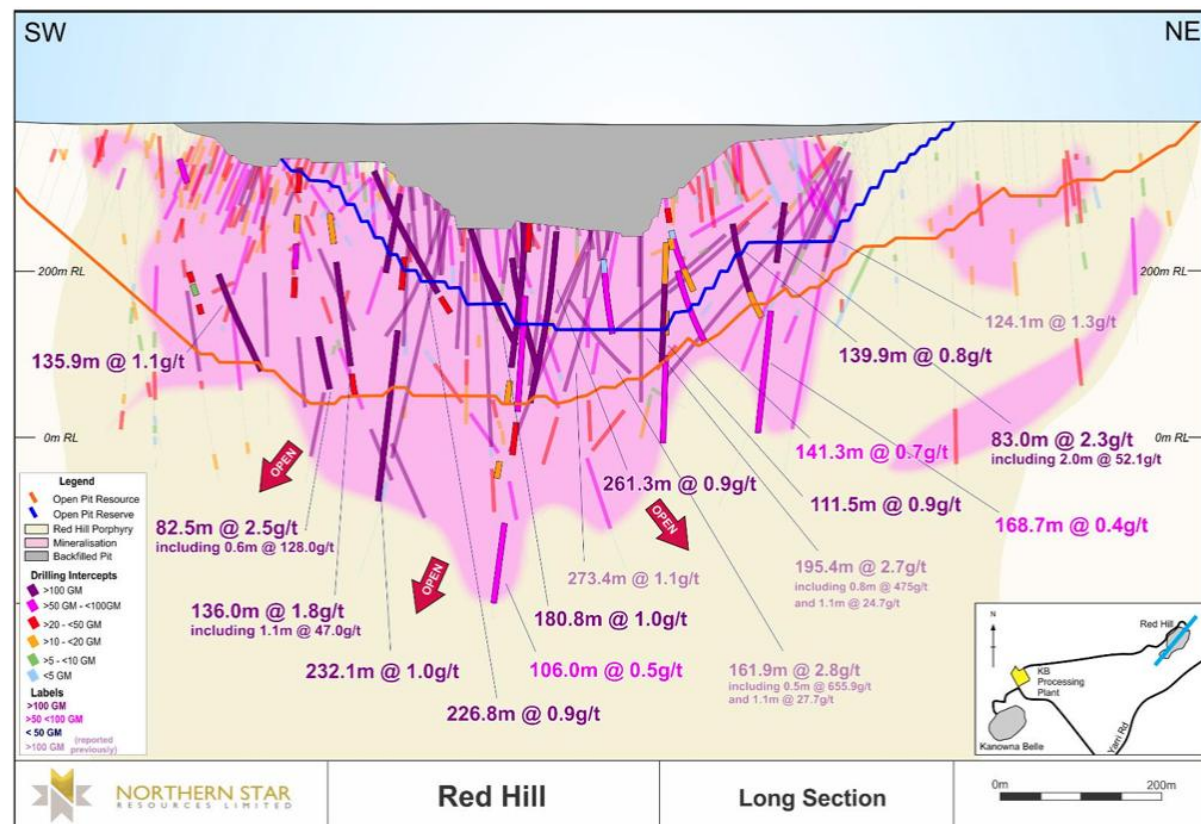
*NAVs are based on broker estimates, management calculations and assumptions driven modelling, or a combination thereof



Source: Vox Royalty Global Database

Red Hill Gold Royalty in Australia

4% GRR covers majority of newly upgraded 1.9Moz resource¹ and 0.6Moz maiden reserves



Considered by Northern Star as a "**large, consistent, low risk**" strategic project to feed the Fimiston plant

- ✓ Upgraded **1.0Moz Au (25.6Mt @ 1.2g/t Au)** (Indicated) and **0.9Moz Au (24.3Mt @ 1.1g/t Au)** (Inferred) resource, a **58% increase** over the 2023 estimate
- ✓ Operating assumptions include **open pit** mining and processing at **Fimiston** plant (currently undergoing a A\$1.5B expansion to 27Mtpa)²
- Vox management estimates up to **US\$10 million in initial annual revenues** from this gold royalty³

(1): Red Hill Inferred Mineral Resource Source: <https://www.nsrld.com/media/jx3fcgkx/supplementary-disclosures-to-asx-presentations-of-5-august-2024-06-08-2024.pdf>

(2) KGCM Mill Expansion: <https://www.nsrld.com/investor-and-media/asx-announcements/2023/june/kgcm-mill-expansion-financial-investment-decision>

(3) Based on 4.0Mtpa reserves mined x 1.1g/t reserve grade x 88% recovery (per JORC Appendix C Table 1) x US\$2000/oz gold x 4% GRR = US\$10M (rounded). Based on Northern Star disclosure, it is estimated that approximately 87.5% of Red Hill mineral reserves are covered by the royalty tenure M27/57 ("total of 3.5% third party royalty is payable"). Vox management estimates that between 65% - 85% of mineral resources are covered by royalty tenure, based on Northern Star disclosure. Refer to Disclaimer for risks that may impact the timing and quantum of this estimate.

Technical & Third-Party Information

Technical & Third-Party Information

Market and industry data presented throughout this presentation was obtained from third-party sources, industry reports and publications, websites and other publicly available information as well as industry and other data prepared by the Company or on the Company's behalf on the basis of the Company's knowledge of the markets in which it operates. Vox believes that the market and industry data presented throughout this presentation is accurate and with respect to the data prepared by the Company or on the Company's behalf that Vox's opinions, estimates and assumptions are currently appropriate and reasonable, but there can be no assurance as to the accuracy and completeness thereof. The accuracy and completeness of the market and industry data presented through the presentation are not guaranteed and the Company does not make a representation as to the accuracy of such data. Actual outcomes may vary materially from those forecasts in such reports or publication and the prospect by material variation can be expected to increase the length of the forecast period increases. Although we believe it to be reliable, the Company has not independently verified any of the data from third-party sources in this presentation, analyzed or verified the underlying studies or surveys relied upon or referred to by such sources or ascertained the underlying market, economic and other assumptions relied upon by such sources. Market and industry data is subject to variation and cannot be verified due to the limits on the availability and reliability of data inputs, the voluntary nature of the data gathering process and other limitations and uncertainties inherent in any statistical survey. Given that data from third-party sources, including information with respect to comparable companies, is not analyzed or verified, investment decisions should not be made on the basis of such information. To the extent that information regarding comparable companies contains a misrepresentation, the investor shall have no remedy under securities legislation

In addition, the disclosure in this presentation relating to producing properties and operations on the properties in which the Company holds (or may acquire) royalty, stream or other interests is based on information publicly disclosed by the owners or operators of these properties and information/data available in the public domain as at the date hereof. None of this information has been independently verified by the Company. Specifically, as a royalty or stream holder (or acquirer), the Company has limited, if any, access to properties included in its asset portfolio. Additionally, the Company may from time to time receive operating information from the owners and operators of the properties, which it is not permitted to disclose to the public. The Company is dependent on, (i) the operators of the properties and their qualified persons to provide information to the Company, or (ii) on publicly available information to prepare disclosure pertaining to properties and operations on the properties on which the Company holds royalty or other interests, and generally has limited or no ability to independently verify such information. Although the Company does not have any knowledge that such information may not be accurate, there can be no assurance that such third-party information is complete or accurate. Some information publicly reported by operators may relate to a larger property than the area covered by the Company's royalty or other interest. The Company's royalty or other interests may cover less than 100% and sometimes only a portion of the publicly reported mineral reserves, mineral resources and production.

Mineral resources that are not mineral reserves do not have demonstrated economic viability. Mineral resource estimates do not account for mineability, selectivity, mining loss and dilution. These mineral resource estimates include inferred mineral resources that are considered too speculative geologically to have economic considerations applied to them that would enable them to be categorized as mineral reserves. However, it is reasonably expected that the majority of Inferred Mineral Resources could be upgraded to Indicated Mineral Resources with continued exploration.

Qualified Person

Timothy J. Strong, MIMMM, of Kangari Consulting LLC and a qualified person under National Instrument 43-101 – *Standards of Disclosure for Mineral Projects*, has reviewed and approved the scientific and technical disclosure contained in this presentation.

Notes

Cautionary Note to United States Investors

The information herein is not for distribution and does not constitute an offer to buy any securities within the United States (as defined in Regulation S under the United States Securities Act of 1933, as amended (the “U.S. Securities Act”).

Securities of the Company may be “restricted securities” within the meaning of Rule 144 under the U.S. Securities Act. Such securities may be resold, pledged or otherwise transferred only pursuant to an effective registration statement under the U.S. Securities Act or pursuant to an applicable exemption from the registration requirements of the U.S. Securities Act.

The financial information included in the presentation or the documents referenced herein has been prepared in accordance with International Financial Reporting Standards as issued by the International Accounting Standards Board, which differs from US generally accepted accounting principles (“US GAAP”) in certain material respects, and thus are not directly comparable to financial statements prepared in accordance with US GAAP.

Recipients should be aware that the acquisition, holding or disposition of the securities of the Company may have tax consequences both in Canada and the United States. The tax consequences of the acquisition, holding or disposition of such securities for investors who are resident in, or citizens of, the United States are not described herein. Consequently any prospective investor is advised to consult their own tax advisors regarding the application of federal income tax laws to their particular circumstances, as well as any state, province, local, foreign and other tax consequences of investing in the securities of the Company and acquiring, holding or disposing of such securities. Investing in the Company’s securities involves risks. An investment in the Company’s securities is suitable only for investor who fully understand and are capable of bearing the risks of such investment. Prospective investors should review and carefully consider the information disclosed in the applicable offering documents, including any risk factors described therein.